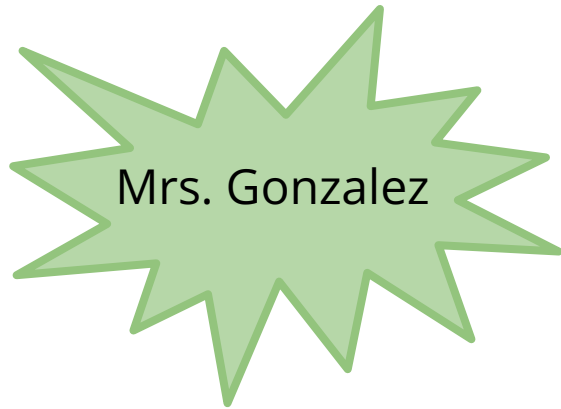

Welcome

— Pre-K to Kindergarten Transition —
MCE Title I Meeting
May 12, 2022

Introduction

Getting to know your teachers.



Routines and Procedures

- School starts at 7:45.
 - Please make sure that your child eats breakfast before.
 - If your child is eating breakfast at school, be at school before 7:35.
- Blue Folders/ Sign and Return Behavior Sheet
- Change of Transportation- place note in blue folder.
- Homework
- Ice Cream on Fridays- \$1 in blue folder Ziploc bag
- Sight words
- Specials- Art, P.E., Music, Media Center
 - Students must wear appropriate shoes to PE and can bring a water bottle.
- Weekly Newsletters
- Communication (Bloomz)
- Field Trips



Ways to Help

- Review sight words every night.
- Read to your child every night.
- Have your child practice writing their name.
- Work with letters and numbers daily.
- As you teach letters, teach sounds.
- Practice using safety scissors and glue sticks at home - "a dab will do ya!"

- Practice opening any food items / eating within a 25 minute time frame.
- Practice buttoning pants and using zippers independently.
- ALWAYS have a seasonal change of clothes in students bookbag.



ROCK Behavior

- Mustang Bucks
- Behavior Celebration

	LUNCHROOM	BATHROOMS	HALLWAY	RECESS
R <small>RESPECT</small>	<u>Respect</u> the instructions of the cafeteria staff.	<u>Respect</u> each other's needs and privacy.	<u>Respect</u> the classrooms you're walking past by remaining quiet in line.	Show each other <u>respect</u> through your words and actions.
O <small>OWNERSHIP</small>	Maintain your <u>own</u> area, utensils, and food, and clean any messes you may make.	Treat the bathroom like it's your <u>own</u> ...keep it clean and neat.	Stay in your <u>own</u> spot in line and walk on the third block from the wall.	Keep up with your <u>own</u> things when on and leaving the play areas.
C <small>COOPERATION</small>	<u>Cooperate</u> with others by moving throughout the cafeteria without bumping into others.	<u>Cooperate</u> with others by waiting in line and taking turns.	Walk as a <u>cooperative</u> group, quickly to your next destination.	<u>Cooperate</u> with others by playing safely and including others in your activities.
K <small>KEEP AT IT!</small>	<u>Keep</u> the cafeteria calm by using a low-volume, inside voice.	<u>Keep</u> focused and on schedule, make space for others to use the bathroom.	<u>Keep</u> your hands and feet to yourself, and <u>keep</u> moving!	Use your time wisely and <u>keep</u> active!

GKids Readiness Check/ Gkids Report

- GKids Readiness takes place within the first 6 weeks of school.
- Georgia Kindergarten Inventory of Developing Skills
- Tells us what students know when they first come into kindergarten.
- Helps teachers plan instruction.
- Helps families understand their child's strengths and weaknesses.
- Reports will go home in October.
- We will continue using Gkids throughout the year. The final report will go home in May.



Report Cards

- Will not begin until December (term 2)
- Henry County elementary students will be evaluated at the standards level using numeric scoring, based on performance levels for english language arts, math, science, and social studies each nine weeks.
- Students will have weekly practice work and checkpoints that will accumulate to their final grade. Graded work will be sent home.




Open Court Phonics Program



- Early Literacy Model- Students will be assessed every twelve days to track progress.
- Explicit and systematic phonics program.
- We will start with letter names, then letter sounds. We will also be working with other phonemic awareness skills like rhyming, onset and rime,

Houghton Mifflin Harcourt- Math Program

- We will begin working on numbers 0-5. We will then progress to 10 and up to 20 over the first couple of months.
- Students need to be able to count to 100 by 1's and 10's.
- Students will need to write, recognize, and count numbers up to 20.
- Flexible, small group instruction.
- At Mount Carmel, we use the CRA model:
 - Concrete - manipulatives / hands on
 - Representational - drawing pictures
 - Abstract - mental math



Fountas and Pinnell (F&P)

- Students should be at or above a level D at the end of the year.

- Assesses student's reading level.
- Flexible small groups for guided reading

- Taken three times a year (fall, winter, and spring).

Any Questions?

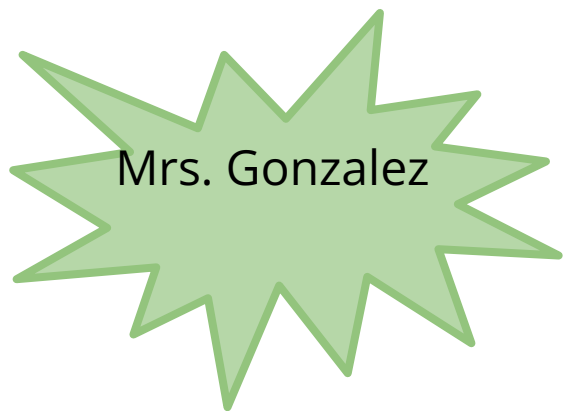


Bienvenido

— Orientación de Kindergarten —

Introducción

Conocer a tus maestras.



Rutinas y Procedimientos

- La escuela comienza a las 7:45.
 - Por favor, asegúrese de que su hijo/a desayune antes.
 - Si su hijo/a desayuna en la escuela, esté en la escuela antes de las 7:35.
- Carpetas azules/ Firmar y devolver la hoja de comportamiento
- Cambio de Transporte- coloque una nota en la carpeta azul.
- Tarea
- Helado los viernes- \$1 en la carpeta azul Bolsa Ziploc
- Palabras de la vista
- Especiales- Arte, Educación Física, Música, Centro de Medios
 - Los estudiantes deben usar zapatos apropiados para educación física y pueden traer una botella de agua.
- Boletines semanales
- Comunicación (Bloomz)
- Excursiones



Formas de Ayudar

- Repase las palabras a la vista todas las noches.
- Léale a su hijo todas las noches.
- Haga que su hijo practique la escritura de su nombre.
- Trabaje diariamente con las letras y los números.
- Al mismo tiempo que enseña las letras, enseñe los sonidos.
- Practique en casa el uso de tijeras de seguridad y de barras de pegamento: "¡una pizca será suficiente!".

- Practicar la apertura de cualquier alimento / comer en un plazo de 25 minutos.
- Practicar el abotonamiento de los pantalones y el uso de las cremalleras de forma independiente.
- Tener SIEMPRE una muda de temporada en la mochila del alumno.



Conducta de ROCK

- Mustang Bucks
- Celebración del comportamiento

	LUNCHROOM	BATHROOMS	HALLWAY	RECESS
R <small>RESPECT</small>	Respect the instructions of the cafeteria staff.	Respect each other's needs and privacy.	Respect the classrooms you're walking past by remaining quiet in line.	Show each other respect through your words and actions.
O <small>OWNERSHIP</small>	Maintain your own area, utensils, and food, and clean any messes you may make.	Treat the bathroom like it's your own ...keep it clean and neat.	Stay in your own spot in line and walk on the third block from the wall.	Keep up with your own things when on and leaving the play areas.
C <small>COOPERATION</small>	Cooperate with others by moving throughout the cafeteria without bumping into others.	Cooperate with others by waiting in line and taking turns.	Walk as a cooperative group, quickly to your next destination.	Cooperate with others by playing safely and including others in your activities.
K <small>KEEP AT IT!</small>	Keep the cafeteria calm by using a low-volume, inside voice.	Keep focused and on schedule, make space for others to use the bathroom.	Keep your hands and feet to yourself, and keep moving!	Use your time wisely and keep active!

Comprobación de la preparación de GKids / Informe Gkids

- La preparación de GKids se lleva a cabo dentro de las primeras 6 semanas de la escuela.
- Inventario de Desarrollo de Habilidades de Kindergarten de Georgia
- Indica lo que saben los alumnos cuando llegan al jardín de infancia.
- Ayuda a los profesores a planificar la enseñanza.
- Ayuda a las familias a entender las fortalezas y debilidades de sus hijos.
- Los informes irán a casa en octubre.
- Seguiremos utilizando Gkids durante todo el año. El informe final irá a casa en mayo.




Tarjetas de Notas

- No empezará hasta diciembre (trimestre 2)
- Los estudiantes de primaria del condado de Henry serán evaluados a nivel de estándares utilizando una puntuación numérica, basada en los niveles de rendimiento para artes del lenguaje inglés, matemáticas, ciencias y estudios sociales cada nueve semanas.




Programa de Fonética Open Court



- Modelo de alfabetización temprana - Los estudiantes serán evaluados cada doce días para seguir su progreso.
- Programa de fonética explícita y sistemática.
- Comenzaremos con los nombres de las letras y luego con los sonidos de las mismas. También trabajaremos con otras habilidades de conciencia fonémica como la rima, el inicio y la rima

Houghton Mifflin Harcourt- Programa de Matemáticas

- Empezaremos a trabajar con los números del 0 al 5. A continuación, avanzaremos hasta el 10 y hasta el 20 durante los dos primeros meses.
- Los alumnos deben ser capaces de contar hasta 100 de 1 en 1 y de 10 en 10.
- Los estudiantes tendrán que escribir, reconocer y contar números hasta el 20.
- Instrucción flexible en pequeños grupos.
- En Mt. Carmel, utilizamos el modelo CRA:
 - Concreto - manipulativos / manos a la obra
 - Representativo - dibujos
 - Abstracto - matemáticas mentales



Fountas and Pinnell (F&P)

- Evalúa el nivel de lectura del alumno.
- Grupos pequeños flexibles para la lectura guiada

- Los estudiantes deben estar en un nivel D o superior al final del año.

- Se toma tres veces al año.

Preguntas?

